

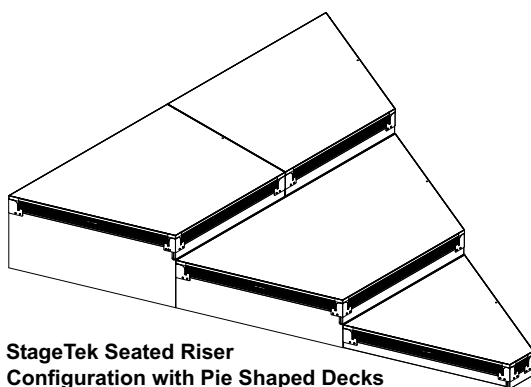
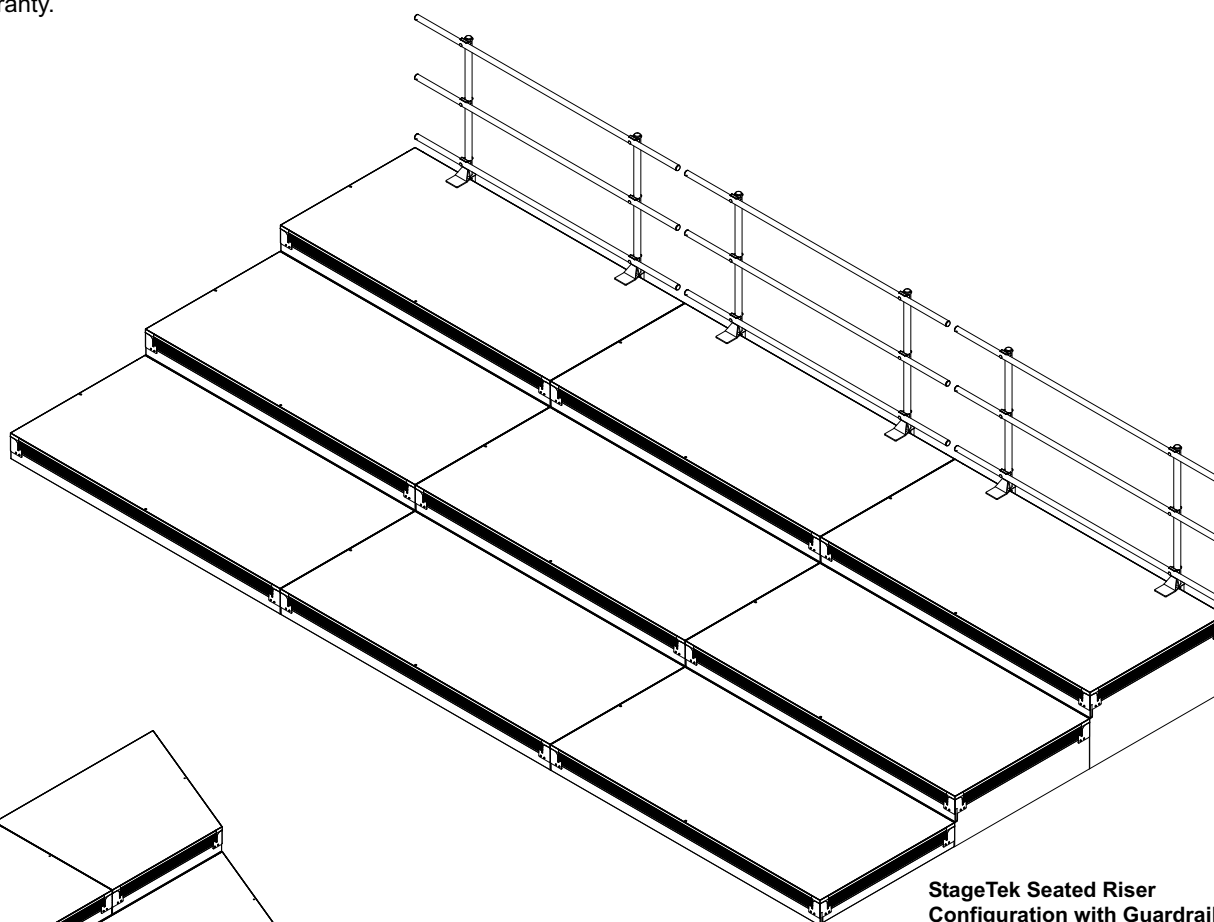
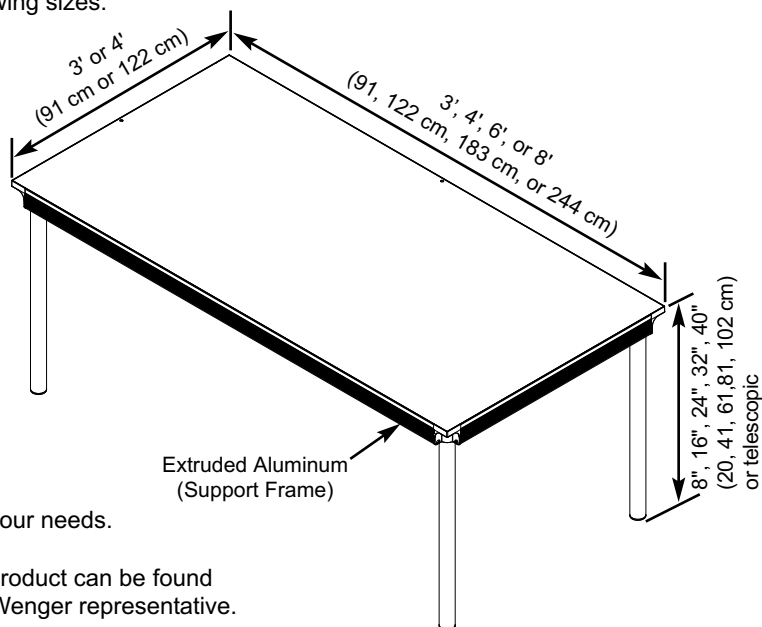
StageTek™ Staging System

- 280A200. Rectangular Decks are available in the following sizes:

3' x 3' (91 x 91 cm): 37 lbs (17 kg)
 3' x 6' (91 x 183 cm): 65 lbs (29 kg)
 3' x 8' (91 x 244 cm): 87 lbs (39 kg)
 4' x 4' (122 x 122 cm): 59 lbs (27 kg)
 4' x 6' (122 x 183 cm): 85 lbs (39 kg)
 4' x 8' (122 x 244 cm): 107 lbs (49 kg).

- Pie Shaped and Custom Decks are available.

- StageTek™ is a highly flexible design and can be used to accommodate many unique and custom applications. Please contact your Wenger Representative to discuss your needs.
- Environmental attributes and LEED compliance for this product can be found at www.wengercorp.com/GREEN or by contacting your Wenger representative.
- Five-year warranty.

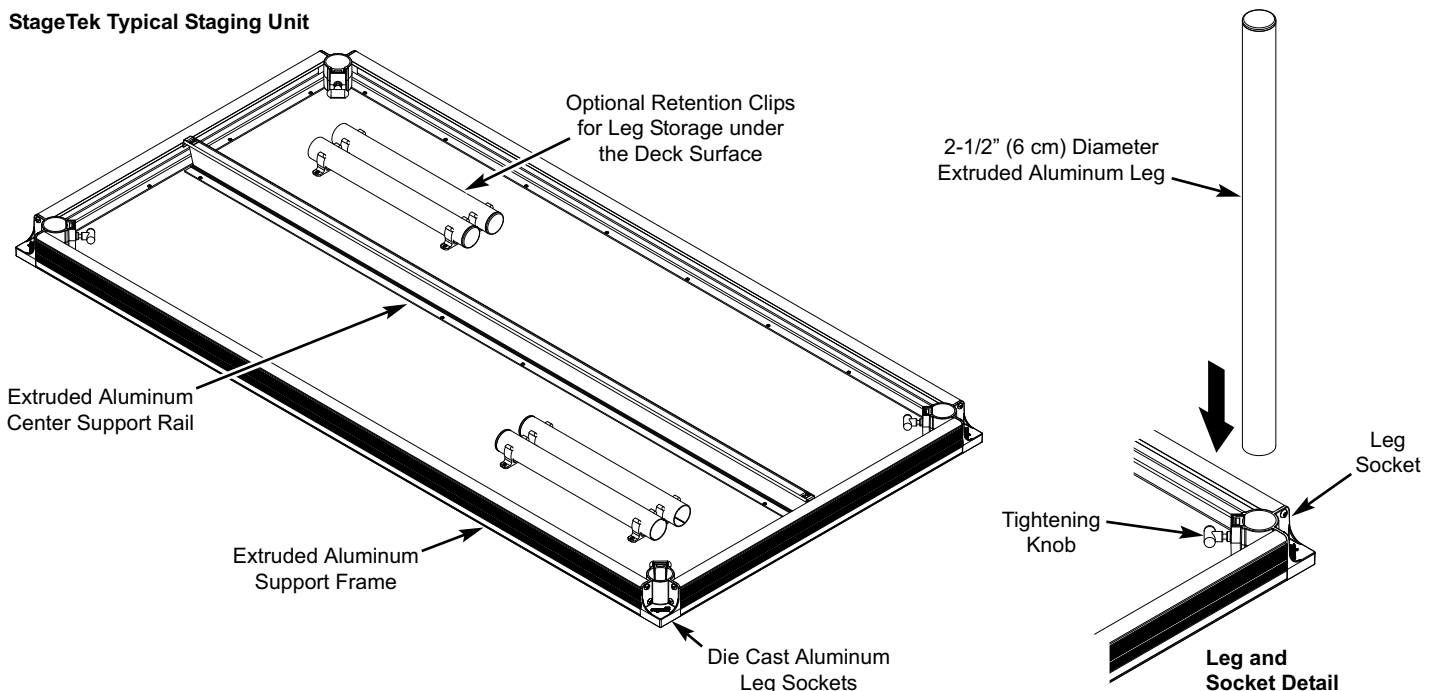


**StageTek Seated Riser
Configuration with Pie Shaped Decks
and Closure Panels**

**StageTek Seated Riser
Configuration with Guardrails
and Closure Panels**

- Platform Decks are 3/4" (19 mm) thick and constructed of Group I veneer plywood with a protective laminate on both sides.
- Surface options:
 - Black Standard (Cracked Ice Polypopelyne): A slip resistant overlay recommended for general multi-purpose.
 - Black Versalite-Match (Moroccan): A slip resistant overlay that will match Wenger Versalite decks.
 - Black Heavy-Duty (Quadripple): An aggressive textured overlay for applications requiring greater slip resistance.
 - Natural Hardboard: A 1/2" (12 mm) plywood bonded between two faces of 1/8" (3 mm) tempered hard-ply.
 - Carpeted: Manufacturer's standard grey carpet over a 5/8" (16 mm) plywood core (contact Wenger for a sample).
 - Carpet Ready: A 5/8" (16 mm) plywood core ready to receive carpet surface.
- The Frame and Edging are fabricated from 4" (102 mm) thick aluminum extrusion. The extrusion is designed with a slight recess for hook and loop skirting attachment and also features notches hidden on the inside of the frame to accept accessory attachments.
- An aluminum extrusion center support rail is featured on deck sizes 4' x 8' (122 x 244 cm), 4' x 6' (122 x 183 cm) and 3' x 8' (91 x 244 cm).
- The Frame is designed for safer, easier handling and features rounded contours ergonomically sized for a secure power grip (closed grip).
- Standard Rectangular Decks have four die cast aluminum leg sockets. Legs are quickly secured with the rotation of the knob.
- Standard Legs are fabricated from 2-1/2" (6 cm) diameter aluminum extrusions and are finished with non-marring cap. Available in lengths that result in the following deck heights: 8" (20 cm), 16" (41 cm), 24" (61 cm), 32" (81 cm) and 40" (102 cm).
- Adjustable Telescopic Legs feature a threaded leveling foot finished with a rubber pad and non-rattling telescopic adjustment secured with a quick-release pin. Available in lengths that result in the following deck heights: 16"-28" (41-71 cm), 24"-40" (61-102 cm) and 30"-54" (76-137 cm).
- Custom leg sizes are available.
- StageTek Load Ratings as measured on a 4' x 8' (122 x 244 cm) Rectangular Deck:
 - Standard Uniform Load: 125 lbf/ft² (6 kN/m²).
 - Heavy-Duty Uniform Load: achieved with center leg or smaller decks, 200 lbf/ft² (9.6 kN/m²).
 - Dynamic Live Load: Side load of 15% of total Uniform Live Load which equals 600 lbf (2.7 kN) side load on a platform under a total Uniform Live Load of 4,000 lbf (17.8 kN).
 - Point Load: 1,500lbf (6.7 kN) applied via 1" (2.5 cm) diameter pin.
- Standard Rectangular Decks feature spaces under each platform unobstructed by folding frames or braces allowing for easy storage/stowage space under the system.
- Standard unit-to-unit connectors are 2" (5 cm) wide, heavy-duty hook-and-loop straps with a metal D-Ring. Two are provided with each deck to connect unit legs together.

StageTek Typical Staging Unit



Accessories

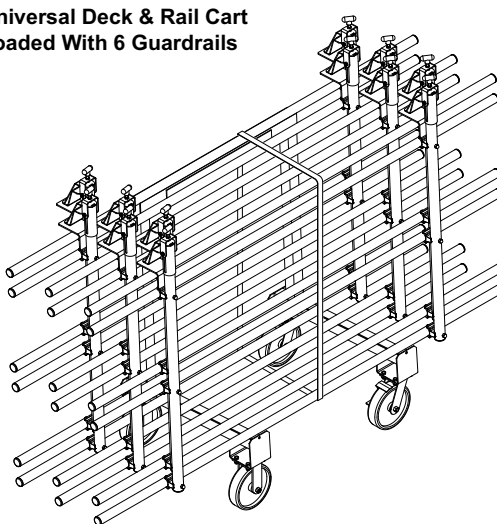
Universal Deck & Rail Cart

- 113J001 85 lbs (38 kg). Fits through a 32" (81 cm) door.
- Holds 6 StageTek Rectangular Decks or 6 StageTek Guardrails.
- Decks and guardrails can be mixed on the same cart.
- Ideal for non-rectangular units such as pie shapes used in seated risers and oversize units.
- Heavy-duty, non-marring locking casters. Ratcheting nylon safety strap.

**Universal Deck & Rail Cart
Loaded With 6 Rectangular
Decks**



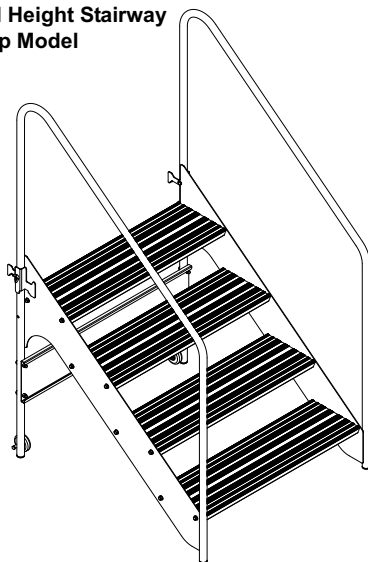
**Universal Deck & Rail Cart
Loaded With 6 Guardrails**



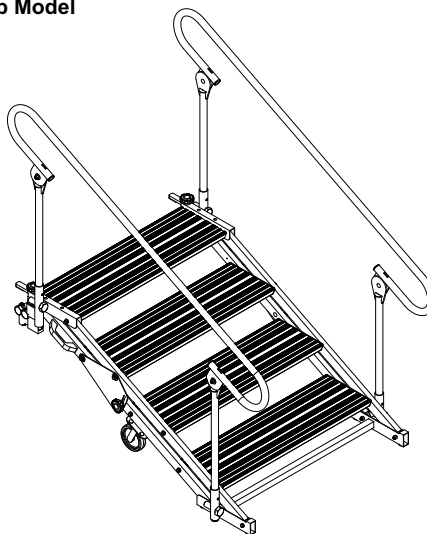
Stairways – Fixed Height and Adjustable

- Fixed Height Stairways:
 - 2-step: 281A100 55 lbs (25 kg)
 - 3-step: 281A101 76 lbs (34 kg)
 - 4-step: 281A102 94 lbs (43 kg).
- Adjustable Stairways are ideal for custom-height systems and for systems that are frequently set up at different heights.
- Adjustable Height Stairways:
 - 3-step: 281A201
 - 4-step: 281A202
 - 6-step: 281A203
 - 8-step: 281A204.
- Stairways feature a hook bracket that will work with StageTek, Versalite, Troupier and Type-C stage systems from Wenger.
- Stairs feature aluminum extruded treads and include permanent handrails on both sides.

**Fixed Height Stairway
4-Step Model**



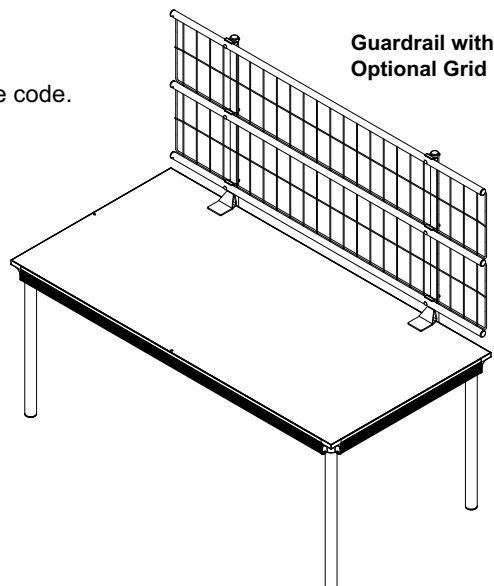
**Adjustable Height Stairway
4-Step Model**



Accessories (continued)

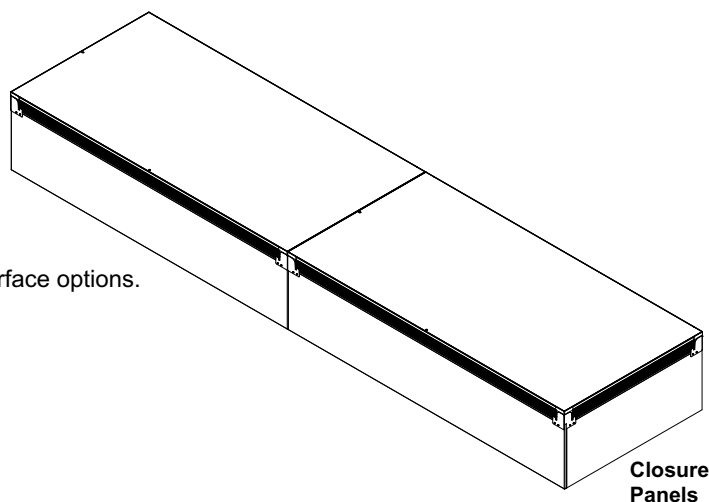
Guardrails

- Guardrails comply with IBC code requirements for loading.
- Guardrails feature two uprights and two cross bars.
An optional Grid can be added that complies with the IBC 4" (10 cm) sphere code.
Guardrails can function as a chair stop.
- Guardrails are 42" (107 cm) high with a black powder-coat paint finish.
- Guardrails clamp to the stage deck without the need for tools.



Drapery and Closure Panels

- Drapery is available in heights to match the staging elevation and in a wide variety of colors.
100% fire retardant woven polyester.
Attaches with hook and loop fastening strips.
- Backdrop frame attaches to guardrails and positions a drapery 8' (244 cm) above the stage.
Available in 4' (122 cm), 6' (183 cm), and 8' (244 cm) widths.
- Solid side and front closures are ideal for seated riser systems.
Constructed of the same material as the deck with the same surface options.
Edges are finished in a thermofused black edge band.
Connects to the rail without tools via an extruded PVC clip running the length of the closure.



Clamps, Connectors and Braces

- Optional Retention Clips for leg storage mount under the deck to provide retained leg storage.
- A variety of metal leg to leg, leg to deck, overlap and anchor brackets are available.
- Stabilizing braces are recommended for heights 40" (102 cm) and above.
- Optional deck-to-deck cam locks are built into the deck frame.
Cams can be locked or opened via a small tool access hole on top of the platform.

Leg Options


- Available leg options include Fixed Height, Adjustable Height and Telescopic.



Fixed
Height Leg



Adjustable
Height Leg



Telescopic
Leg

WENGER CORPORATION
555 Park Drive, PO Box 448
Owatonna, MN 55060-0448
Phone 800.4WENGER (493.6437)
Fax 507.455.4258
Customer Service 800.887.7145

WENGER CORPORATION
CANADIAN REPRESENTATIVE OFFICE
Phone 800.268.0148

WORLDWIDE
Phone 507.455.4100
Fax 507.774.8576

WEB SITE
wengercorp.com

Wenger®
Your Performance Partner

US/C/11/12-2012/W